

## Expressive Arts & Design

We will enjoy our new role play area of a castle which will include various props and outfit such as princesses and knights. We will use instruments to create marching music for knights and the Kings men to move to. We will try printing techniques to create a brick wall pattern to create our very own castle by dipping rectangular sponges into grey paint and pressing onto large sheets of paper. We will also create our own shields and swords. Our children will explore making potions using variety of bottles, coloured water and flower petals. We will create a song for Tinkerbell using the musical instruments.




## Literacy

Children will have access to a variety of books to read: fiction and non-fiction and mark-making opportunities across the all of the different areas our Nursery both inside and outside. Children will start to learn that books have characters and look at the structure of a book; we will have images from stories and the children will be able to use these to sequence and retell the story. Children will continue to have daily phonics sessions focusing on voice sounds. **Key texts: Cinderella, Jack and the Beanstalk, Sleeping Beauty, The Smartest Giant in Town**



## Physical Development

Children will create their own castle structures from small and large bricks, working together to make it stable and secure. We will create a knight-themed obstacle course for children to complete, adding hoops to jump in, hobby horses to ride, dragon targets to hit with beanbags and drawbridge benches to walk along. We will use our play dough to create dragons other creatures by adding loose parts such googly eyes, feathers, matchsticks, stones.




## Religious Education

Our next RE theme is: Good News! For this, we will learn that everyone has good news to tell by looking at the story 'The Little Egg'. We will learn that Pentecost is the time when Jesus sends the Holy Spirit and a time for the joy and happiness the Good News of Jesus brings. We will also find out about St George and who he was and learn about friends. We will learn that we were "Created to Live in Community"

# Curriculum Map Once Upon a Time

Mrs Burrigide- Nursery Class  
Summer 1




## Communication & Language

We will encourage children to share their thoughts and ideas about favourite castles, knights and dragons stories, books, games and television programmes. Together we will act out the story of Jack and the Beanstalk in our Key Worker groups. We will talk about the tooth fairy, has anyone been visited by one?

**New vocabulary: castle, knights, shield, armour, magic, potions**

## Personal, Social & Emotional Development

We will talk about being brave – like knights. What does being brave mean? Have you ever had to be brave? Discussing that being brave means that they can still ask for help when needed but that they try new things and persevere with challenges. Who could we help in our household? What could we do to help them? How does it make people feel if we help them? We will talk about friendships and what makes a good friend.



## Mathematics

This term we will begin to recognise numbers 0-5 and some of us will match numbers to amounts. We will learn that we can record amounts using marks and symbols. We will continue to learn different ways of counting: counting fairy and knight jumps, counting dragon claps and giant stamps etc.

## Understanding of the World

We will learn about castles and how people used to live in them. How were their lives and amenities different to how we live now? We will explore who knights were. Why did we have them? Knights were expected to be honest and to protect the weak and women. They served the King – defending him and the Church with their life. We will learn about the life cycle of a butterfly, we will have our own butterfly garden and will have our own Painted Lady caterpillars that we will watch grow and change and eventually turn into beautiful butterflies. As always, we will be busy planting and growing in our "Fairy Garden".